



Food and Agriculture Organization
of the United Nations



International Plant
Protection Convention



ICC | international
computing
centre

IPPC GeNS Application

Production Version

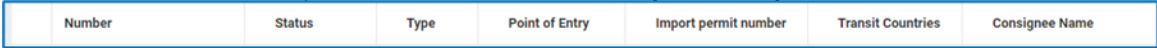
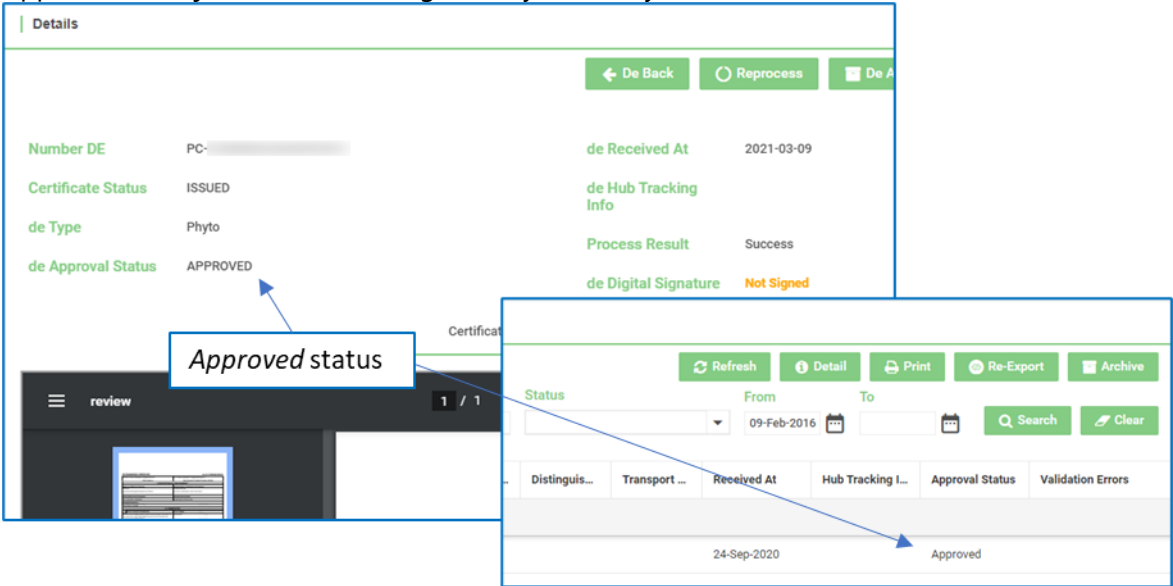
Release Notes

Release Version February 2021

INDEX

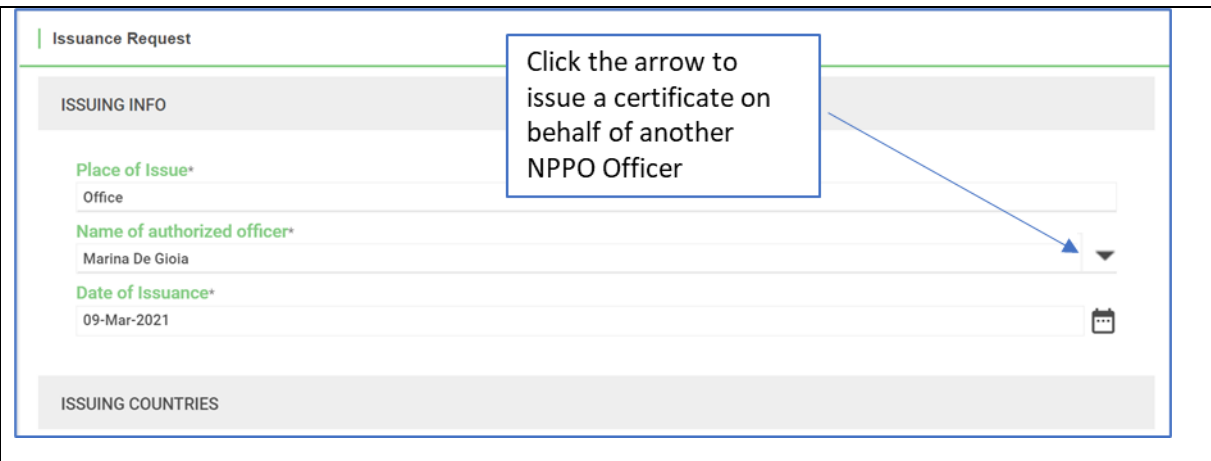
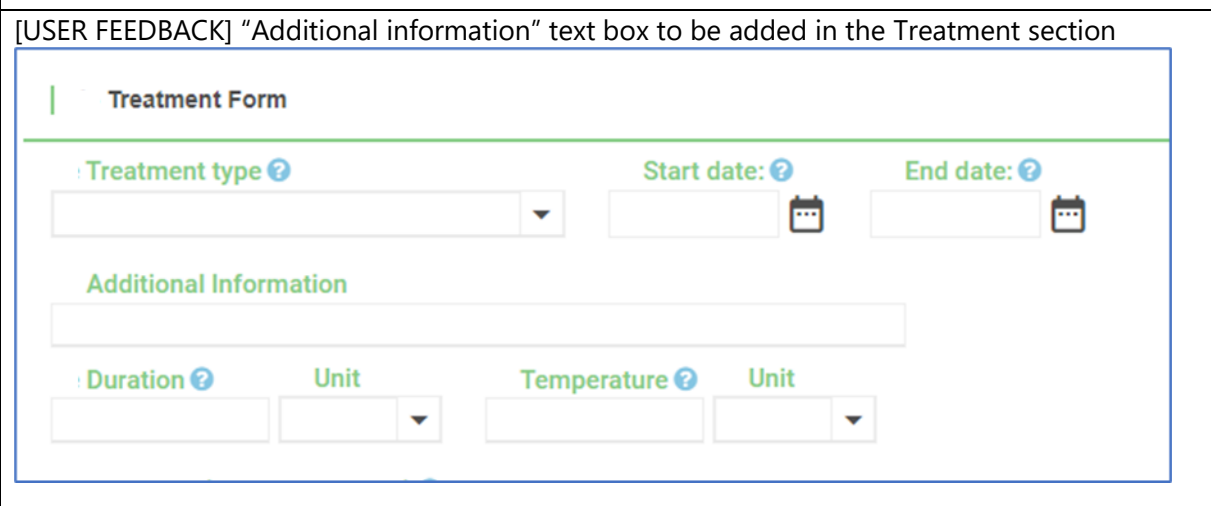
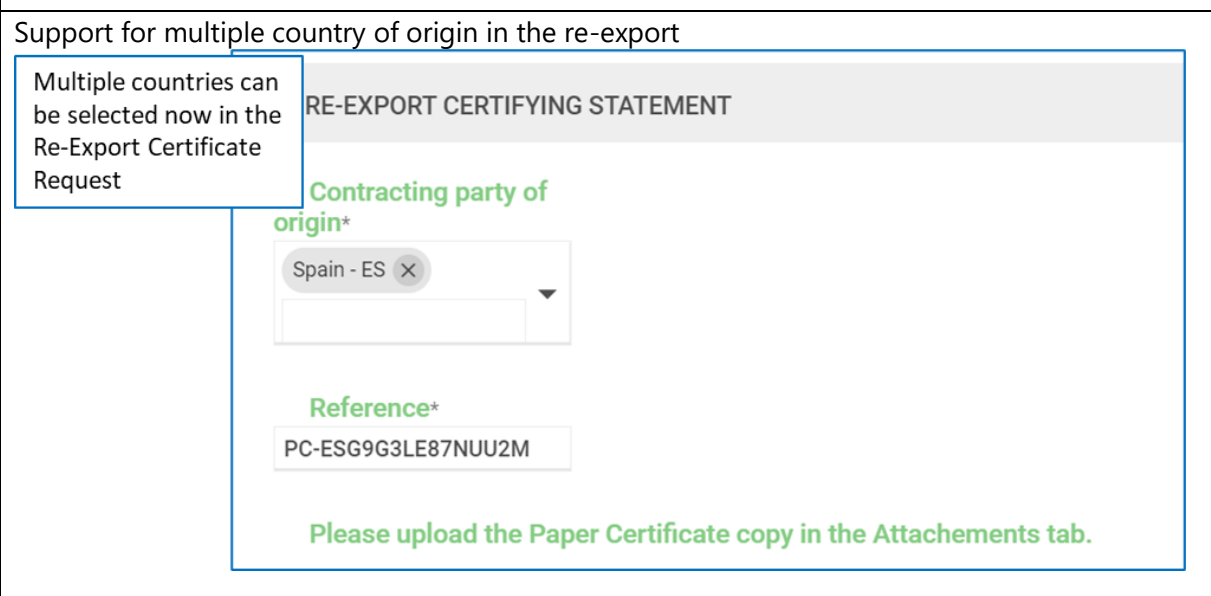
1 FIXES..... 3
2 ENHANCEMENTS..... 3
3 USER MANUALS 6

1 Fixes

Reference	Description
IGN-1677	Filters must be cleared manually by the User and not automatically when on the same view. E.g. go to the "View" list and apply some filters. Open one of the certificates that have been found according to the filters Then, click "Back" The filters must be still applied to the list.
IGN-1740	Stop the system from creating a company (from login page) with no Company Admin.
IGN-1763	Improvement of the search in Reference Data
IGN-1777	Headers in the List of Import Certificates must be fully visible by default 
IGN-1778	[USER FEEDBACK] Improve "Office" ascending/descending order in the User list
IGN-1783	[USER FEEDBACK] Keep the "Country of Origin" visible in the commodity line even if my own country is disabled
IGN-1785	[USER FEEDBACK] the status of the imported certificates should not change automatically from Approved to Rejected when exiting the Phytosanitary Certificate 
IGN-1799	[USER FEEDBACK] "Pending" view (visible to the NPPO Inspector) should not show replaced Phytosanitary certificates but only those with "Pending Inspection" and "Under Inspection" status

2 Enhancements

Reference	Description
IGN-645	[USER FEEDBACK] Option to select a different NPPO Officer at time of issuance

	
<p>IGN-898</p>	<p>[USER FEEDBACK] "Additional information" text box to be added in the Treatment section</p> 
<p>IGN-1149</p>	<p>Support for multiple country of origin in the re-export</p> 
<p>IGN-1638</p>	<p>[USER FEEDBACK] Phone number field in the User and Company profile – provide the following tooltip: "Your phone number should start with a plus sign, followed by the country code and national number (e.g. +393400000000). No space or other signs are allowed (e.g. +39-340-000-0000 is not accepted)"</p>

	<p>User Profile</p> <p>Given Name*</p> <p>Surname*</p> <p>Email*</p> <p>Phone</p> <p>Move the mouse over the tooltip to see more info</p> <p>Your phone number should start with a plus sign, followed by the country code and national number (e.g. +393400000000). No space or other signs are allowed (e.g. +39-340-000-0000 is not accepted).</p>									
<p>IGN-1666</p>	<p>[USER FEEDBACK] Filter by "Status" and "Importing Country" in the "View" list</p> <p>Applications List</p> <p>Search Office From To</p> <p>Geneva 09-Feb-</p> <p>More Search Clear</p> <p>Importing Country Status</p> <p>New Zealand - NZ ISSUED</p> <p>Select "NZ" to find certificates going to New Zealand.</p> <p>First click "More" to see two additional filters named "Importing Country" and "Status"</p> <p>Select "Issued" to find PCs with "Issued" status.</p> <p>Once your filters are selected click "Search"</p>									
<p>IGN-1758</p>	<p>[USER FEEDBACK] It must be possible to use multiple times the same combination of name & surname.</p> <p>Users</p> <p>Filter for Users Office Role</p> <p>juan</p> <p>Search Clear</p> <p>Include Not Active <input checked="" type="checkbox"/></p> <table border="1"> <thead> <tr> <th>Name</th> <th>Email</th> <th>Roles</th> </tr> </thead> <tbody> <tr> <td>Juan Lopez</td> <td></td> <td>COMPANY_USER</td> </tr> <tr> <td>Juan Lopez</td> <td></td> <td>NPPO_ADMIN NPPO_INSPECTOR ...</td> </tr> </tbody> </table> <p>Two users with the same name and surname</p>	Name	Email	Roles	Juan Lopez		COMPANY_USER	Juan Lopez		NPPO_ADMIN NPPO_INSPECTOR ...
Name	Email	Roles								
Juan Lopez		COMPANY_USER								
Juan Lopez		NPPO_ADMIN NPPO_INSPECTOR ...								
<p>IGN-1776</p>	<p>[USER FEEDBACK] Filter by "Exporting Country" and "Point of entry" in the Received and Archived lists (imported PCs)</p>									

<p>IGN-1779</p>	<p>[USER FEEDBACK] Allocate more space to the "Place of issue" in the PDF</p>
<p>IGN-1801</p>	<p>NPPO Admin must not be able to add local countries from Reference Data > Country</p>

3 User Manuals

Reference	Description
<p>User Manuals (Last updated on: 13 March 2020)</p>	<ol style="list-style-type: none"> Log in with your GeNS credentials Go to "Documents" and click the relevant link <p><u>NPPO profiles</u></p> <ul style="list-style-type: none"> . GeNS User Guide - NPPO Administrator . GeNS User Guide - NPPO Officer . GeNS User Guide - NPPO Inspector . GeNS User Guide - NPPO Assistant <p><u>Company profiles</u></p> <ul style="list-style-type: none"> . GeNS User Guide - Company Administrator . GeNS User Guide - Company User